

NAIROBI NOMINATION MATRIX

To understand voter preferences in Nairobi County, Mizani Africa conducted an Opinion Survey between 1st to 11th February 2022 across 17 Constituencies

METHODOLOGY

Sampling

Random Sampling distributed proportionate to population size across 17 Constituencies in Nairobi County

Sample Size

1,063

Across Nairobi County

Sampling Error

+/- 3 with a 95% confidence level



Data Collection

Telephonic interviews were conducted

Population

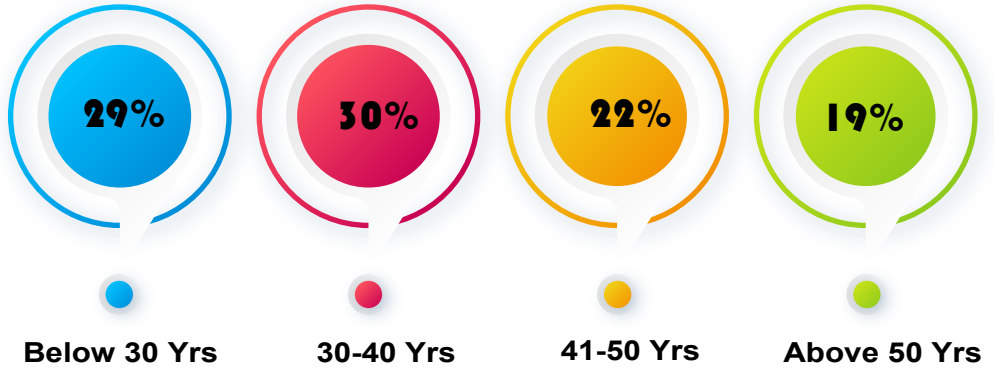
Nairobi County adults of 18 years & above living in rural & urban areas.

Survey Sponsor


MIZANI SOFT AFRICA

DEMOGRAPHICS

Age

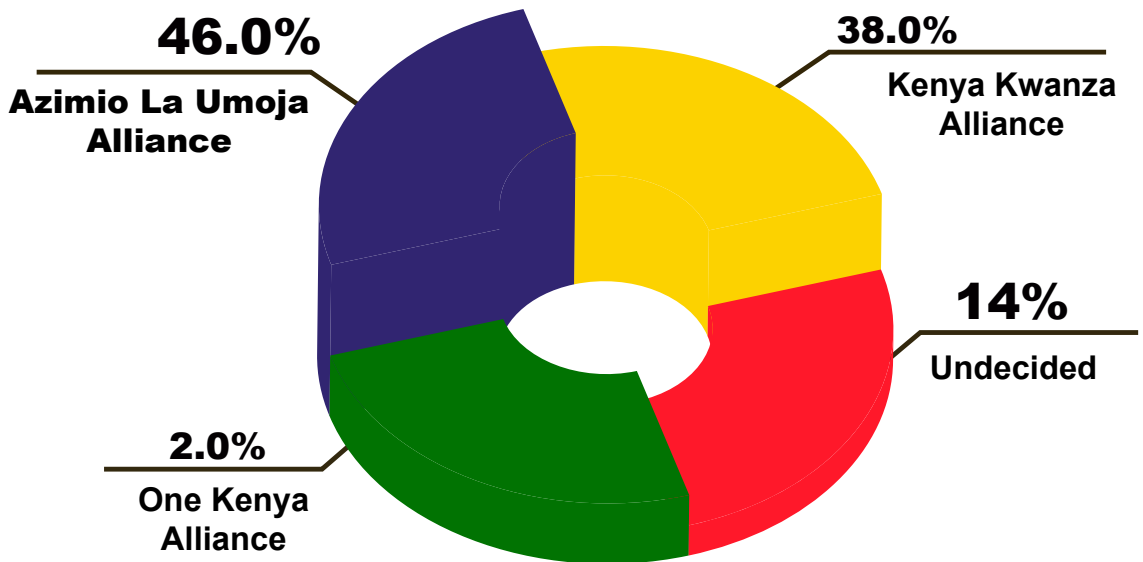


Gender



NAIROBI COUNTY

PARTY ALLIANCES POPULARITY RATING



NAIROBI COUNTY

NOMINATION MATRIX ANALYSIS



Tim Wanyonyi
28.0%



Anne Kananu
19.0%



Dennis Waweru
7.0%



Agnes Kagure
3.0%



Undecided
7.0%



Richard Ngatia
35.0%



NAIROBI COUNTY

NOMINATION MATRIX ANALYSIS



Bishop M. Wanjiru
32.0%




Johnson Sakaja
53.0%



Undecided
15.0%

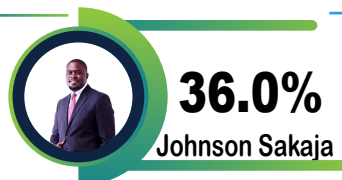
NAIROBI COUNTY

GUBERNATORIAL POPULARITY RANKING



NAIROBI COUNTY

POST-NOMINATION MATRIX ANALYSIS



NAIROBI COUNTY

POST-NOMINATION MATRIX ANALYSIS

